

# IPC-6908

## 8-slot Desktop/Wallmount Chassis with Front Alarm Notification and PS/2 Power Supply



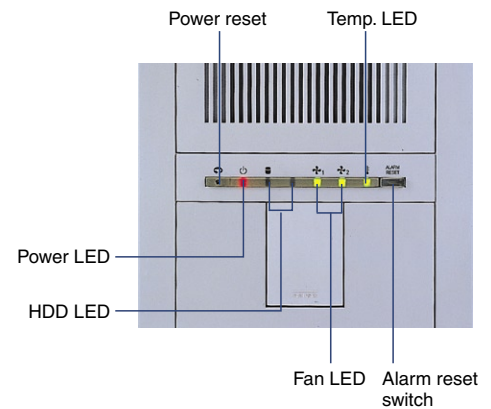


### Features

- 8-slot desktop/wallmount industrial computer chassis
- Shock-resistant drive bay design with rubber cushions
- Visible LED indicators and audible alarm notification for system fault detection
- Easy-to-open top-cover, no screwdriver required
- Hot swap dual cooling fans
- Various 8-slot backplane options
- 250 W/300 W/400 W ATX PS/2 power supply options

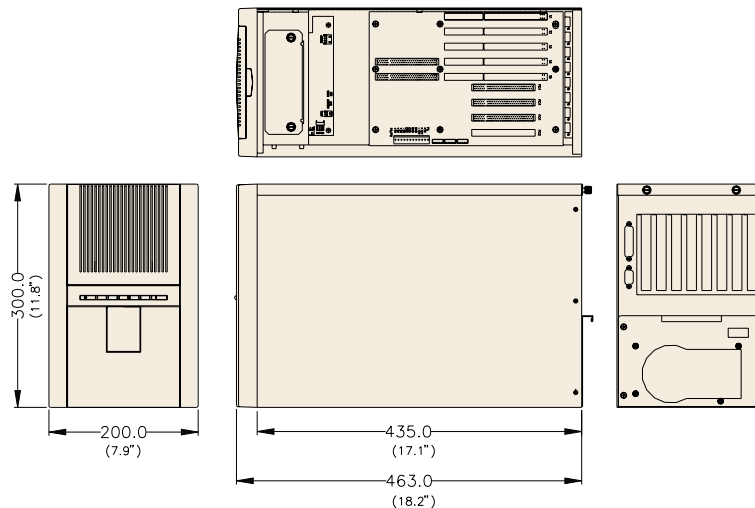


### Specifications

Drive Bay	3.5"	Front-accessible	Internal
	5.25"	1	1
Cooling	Fan	2 (53 CFM each) hot-swap	-
	Air Filter	Yes	-
Physical Characteristics	Dimensions (W x H x D)	200 x 300 x 463 mm (7.9" x 11.8" x 18.2")	
	Weight	12 kg (26.4 lb)	



## Dimensions



Unit: mm (inch)

## Power Supply Options

Part Number	Watt	Input	Specifications			
			Output	Mini-load	Safety	MTBF
PS-250ATX-Z (ATX, PFC)	250 W	AC 115 / 230 V (selectable)	+5V @ 27 A, +3.3 V @ 20 A +12 V @ 13 A, -12 V @ 0.8 A -5 V @ 0.3 A, +5 Vsb @ 2 A	+5 V @ 0.5 A +12 V @ 0.3 A	UL/TUV/CB/CCC	100,000 hours @ 25° C
PS-300ATX-ZB (ATX PFC)	300 W	AC 100 ~ 240 V (full-range)	+5 V @ 30 A, +3.3 V @ 28 A +12 V @ 15 A, -12 V @ 0.8 A -5 V @ 0.3 A, +5 Vsb @ 2 A	+5 V @ 0.1 A +3.3 V @ 0.3 A	UL/TUV/CB/CCC	100,000 hours @ 25° C
PS-400ATX-ZB (ATX, PFC)	400 W	AC 100 ~ 240 V (full-range)	+5V @ 35 A, +3.3 V @ 25 A +12 V @ 30 A, -12 V @ 1 A -5 V @ 0.8 A, +5 Vsb @ 2 A	+5 V @ 3 A +12 V @ 2 A +3.3 V @ 1 A	UL/TUV/CB/CCC	100,000 hours @ 25° C
PS-300ATX-DC48 (ATX)	300 W	DC - 48 V	+5V @ 30 A, +3.3 V @ 28 A +12 V @ 15 A, -12 V @ 0.8 A -5 V @ 0.3 A, +5 Vsb @ 2 A	+5 V @ 0.3 A +3.3 V @ 0.3 A +12 V @ 0.2 A	UL/TUV/CB/CCC	100,000 hours @ 25° C

## Passive Backplane Options

Part Number	Slot	Segment
PCA-6108P4-C	3 ISA, 3 PCI, 1 PICMG/PCI, 1 PICMG	Single
PCA-6108P6-0B3	1 ISA, 5 PCI, 1 PICMG/PCI, 1 PICM	Single
PCA-6108E-0C1	8 ISA	Single
PCA-6108P8-0A1	8 PCI	Single
PCA-6108P3X-0A1	3 ISA, 3 PCI, 2 PICMG (64-bit)	Single
PCA-6108P6X-0A1	6 PCI, 2 PICMG (64-bit)	Single

## Ordering Information

Part Number	Power Supply	Backplane	Regulation
IPC-6908BP-B	Without power supply, with AT/ATX switch	-	-
IPC-6908BP-25ZB	PS-250ATX-Z	-	CE
IPC-6908BP-30ZB	PS-300ATX-ZB	-	CE
IPC-6908BP-40ZB	PS-400ATX-ZB	-	CE

## Accessories

Part Number	Description
1701400971	HDD cable, ATA 33, 62 cm + 35 cm
1701400973	HDD cable, ATA 66/100, 62 cm + 35 cm
1999908000	Fan filter 92 x 92 x 5 mm