


PCI/PX Backplane

Supports PCI and ISA slot on one backplane! For PICMG 1.0 Single Board Computer



The advantages of using the PICMG 1.0 card series are numerous:

1. Supports standard PICMG version 1.0 slot on the PCI/PX series passive backplane.
2. Compatible with all available PCI/ISA cards. PCI/PX backplane is also integrated with the ROCKY series card slot.

Selection Guide

PAC series wall-mount chassis
 4U/5U rack-mount chassis
 1U/2U rack-mount chassis


| Model | PCI-4S-RS-R40 | PCI-5S-RS-R40 | PCI-5S2A-RS-R40 PCI-5S2-RS-R40 | PCI-6S-RS-R40 | PCI-7S-RS-R41 | PCI-8S-RS-R40 |
|-------------------|---------------|---------------|-----------------------------------|-----------------------------------|---------------|---------------|
| Total Slot | 4 | 5 | 5 | 6 | 7 | 8 |
| PCI Slot | 3 | 3 | 4 | 4 | 4 | 4 |
| ISA Slot | 1 | 2 | 1 | 2 | 3 | 4 |
| PSU Type | ATX/AT | ATX/AT | ATX/AT | ATX/AT | ATX/AT | ATX/AT |
| Chassis | N/A | PAC-1000G | RACK-500G | PAC-106G PAC-107G PAC-1000G | PAC-1700G | N/A |

| Model | PCI-10S-RS-R41 | PCI-10S2-RS-R41 | PX-10S-RS-R50 | PCI-12S-RS-R40 | PCI-13SD-RS-R40 | PCI-14S-RS-R40 |
|-------------------|----------------|-----------------|---------------|----------------|--------------------------------------|----------------|
| Total Slot | 10 | 10 | 10 | 12 | 13 | 14 |
| PCI Slot | 4 | 4 | 7 | 4 | 3+4 | 4 |
| ISA Slot | 5 | 5 | 3 | 7 | 3+3 | 9 |
| PSU Type | ATX/AT | ATX/AT | ATX/AT | ATX/AT | ATX/AT | ATX/AT |
| Chassis | PAC-125G | N/A | PAC-125G | RACK-3000G | RACK-305G RACK-360G RACK-3000G | N/A |
| Note | | | | | for Dual System | |

| Model | PCI-14S2-RS-R40 | PCI-14S3-RS-R40 | PX-14S3-RS-R50 | PX-14S5-RS-R50 | PCI-19S-RS-R40 | PX-20S3-RS-R40 |
|-------------------|--------------------------------------|--------------------------------------|--------------------------------------|--------------------------------------|----------------|----------------|
| Total Slot | 14 | 14 | 14 | 14 | 19 | 20 |
| PCI Slot | 4 | 4 | 12 | 7 | 4 | 18 |
| ISA Slot | 8 | 9 | 2 | 6 | 14 | 1 |
| PSU Type | ATX/AT | ATX/AT | ATX/AT | ATX/AT | ATX/AT | ATX/AT |
| Chassis | RACK-305G RACK-360G RACK-3000G | RACK-305G RACK-360G RACK-3000G | RACK-305G RACK-360G RACK-3000G | RACK-305G RACK-360G RACK-3000G | N/A | N/A |

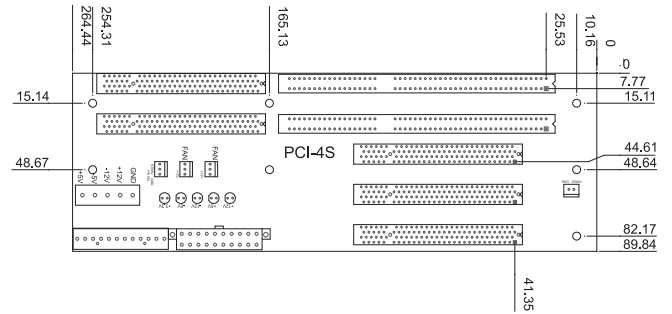
| Model | PCI-2SD2-RS-R41 | PCI-5SD5-RS-R40 | PCI-5SD6-RS-R40 | PCI-5SDA-RS-R40 | PCI-6SD-RS-R40/PCI-6SR-RS-R30 |
|-------------------|-----------------|-----------------|-----------------|-----------------|-------------------------------|
| Total Slot | 2 | 6 | 6 | 6 | 6 |
| PCI Slot | R2 | L2+R2 | L2+R2 | L2+R2 | L1+R1 |
| ISA Slot | | | | | L1+R1 |
| PSU Type | ATX/AT | AT | ATX | ATX/AT | ATX |
| Chassis | RACK-1150G | RACK-220G | RACK-220G | RACK-220G | RACK-220G |

PCI-4S-RS-R40




Ordering Information

PCI-4S-RS-R40 4-slot backplane with three PCI slots and one ISA slot



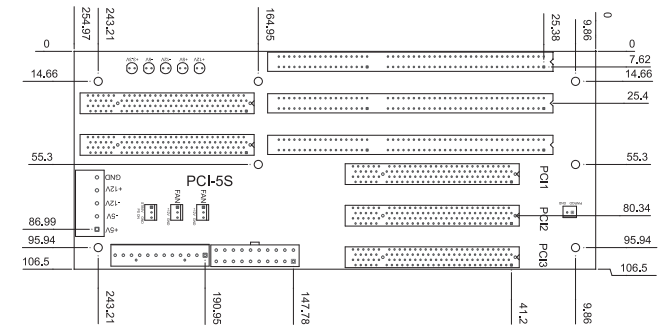
PCI-5S-RS-R40




Ordering Information

PCI-5S-RS-R40 5-slot backplane with three PCI slots and two ISA slots

PAC-1000G 6-slot full-size compact chassis



PCI-5S2-RS-R40/PCI-5S2A-RS-R40

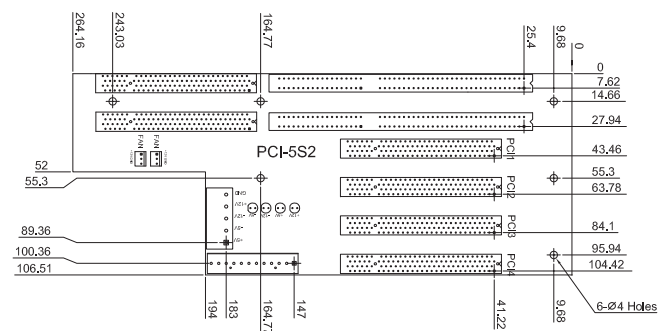


Ordering Information


PCI-5S2-RS-R40 5-slot AT power backplane with four PCI slots and one ISA slot

PCI-5S2A-RS-R40 5-slot ATX power backplane with four PCI slots and one ISA slot

RACK-500G 5-slot full-size compact chassis



PCI-6S-RS-R40



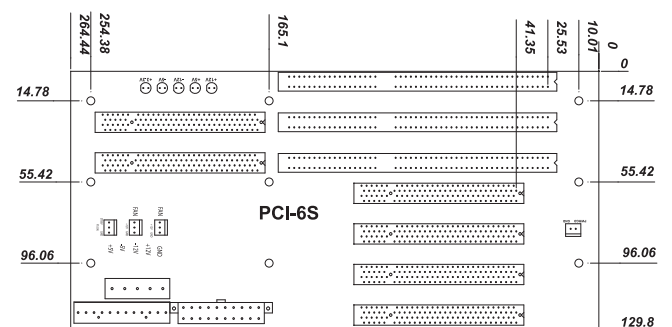
Ordering Information

PCI-6S-RS-R40 6-slot backplane with four PCI slots and two ISA slots


PAC-106G 6-slot full-size compact chassis

PAC-107G 6-slot full-size compact chassis

PAC-1000G 6-slot full-size compact chassis

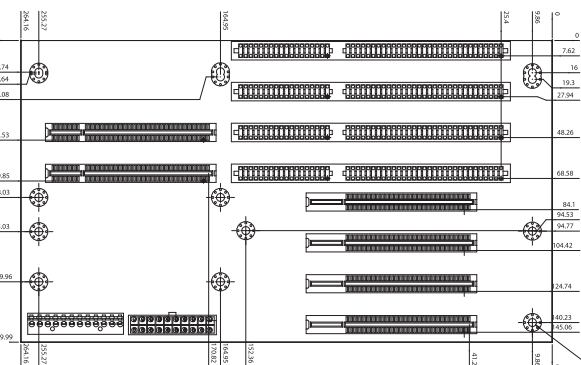


PCI-7S-RS-R41




Ordering Information

| | |
|---------------|--|
| PCI-7S-RS-R41 | 7-slot backplane with four PCI slots and three ISA slots |
| PAC-1700G | 7-slot full-size compact chassis |

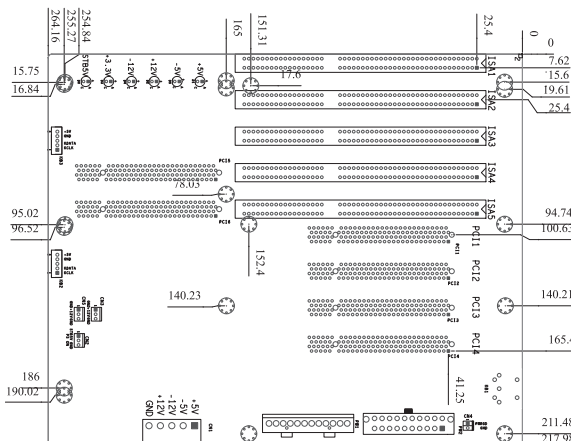


PCI-8S-RS-R40




Ordering Information

| | |
|---------------|---|
| PCI-8S-RS-R40 | 8-slot backplane with four PCI slots and four ISA slots |
|---------------|---|

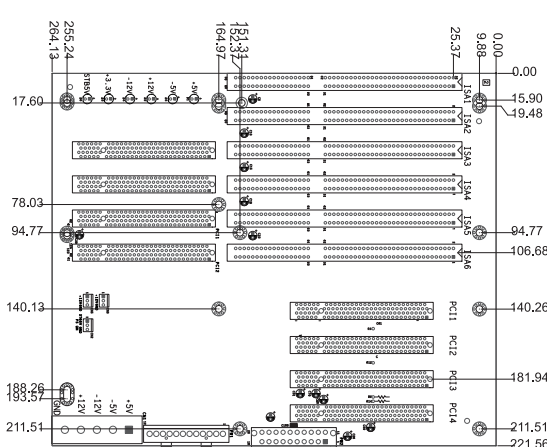


PCI-10S-RS-R41




Ordering Information

| | |
|----------------|--|
| PCI-10S-RS-R41 | 10-slot backplane with four PCI slots and five ISA slots |
| PAC-125G | 10-slot full-size compact chassis |

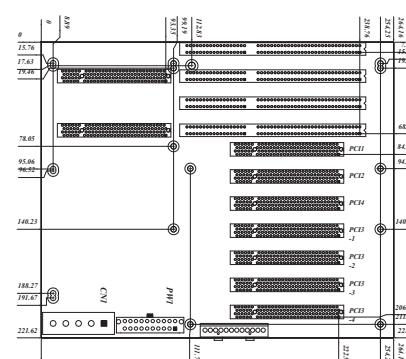


PX-10S-RS-R50




Ordering Information

| | |
|---------------|--|
| PX-10S-RS-R50 | 10-slot backplane with seven PCI slots and three ISA slots |
| PAC-125G | 10-slot full-size compact chassis |

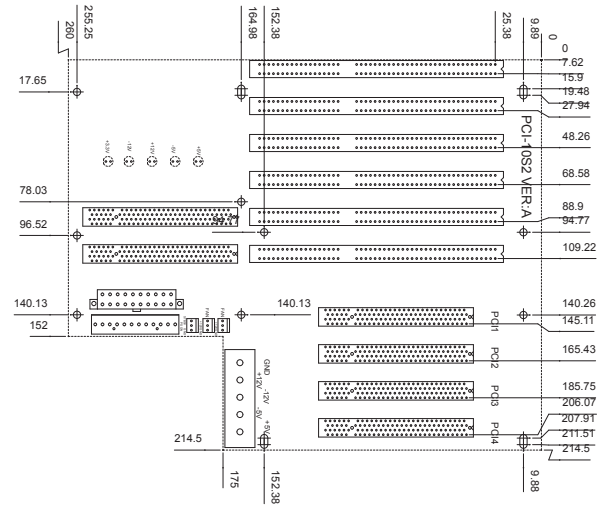


PCI-10S2-RS-R41




Ordering Information

PCI-10S2-RS-R41 10-slot backplane with four PCI slots and five ISA slots

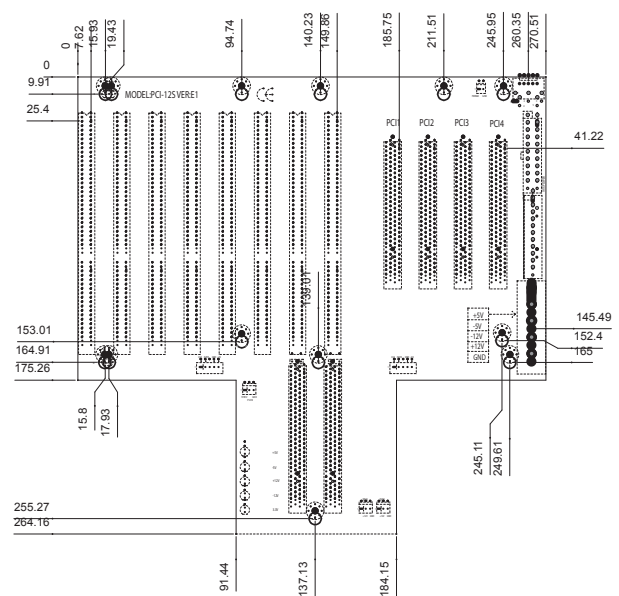


PCI-12S-RS-R40




Ordering Information

PCI-12S-RS-R40 12-slot backplane with four PCI slots and seven ISA slots
 RACK-3000G 4U 14-slot full-size rack-mount chassis

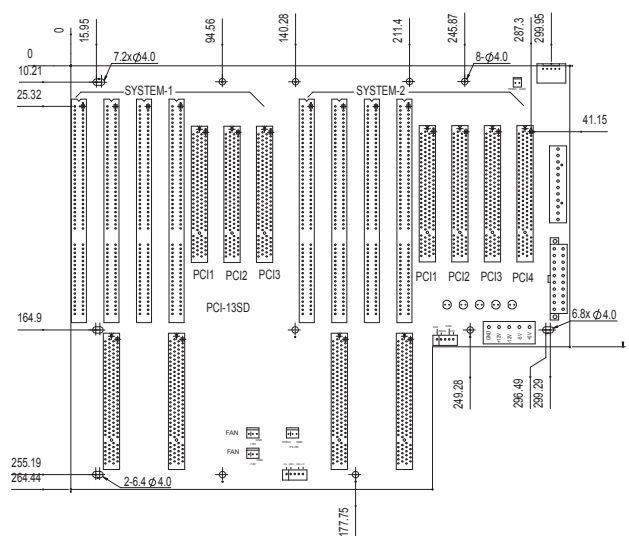


PCI-13SD-RS-R40 Dual System

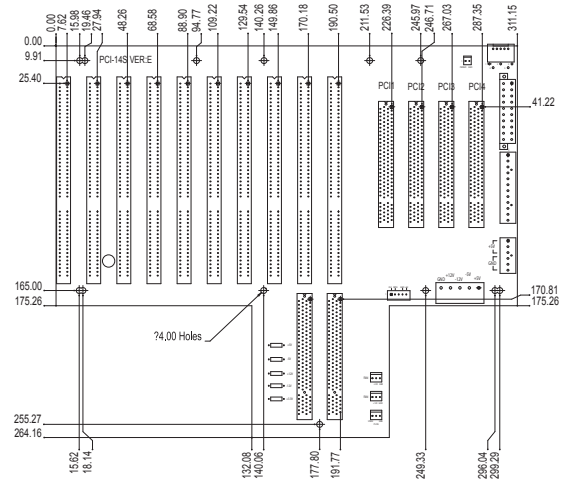



Ordering Information

PCI-13SD-RS-R40 13-slot dual-system backplane with system 1 having 3 PCI slots and three ISA slots and system 2 having four PCI slots and three ISA slots
 RACK-305G 4U 14-slot full-size rack-mount chassis
 RACK-360G 4U 14-slot full-size rack-mount chassis
 RACK-3000G 4U 14-slot full-size rack-mount chassis



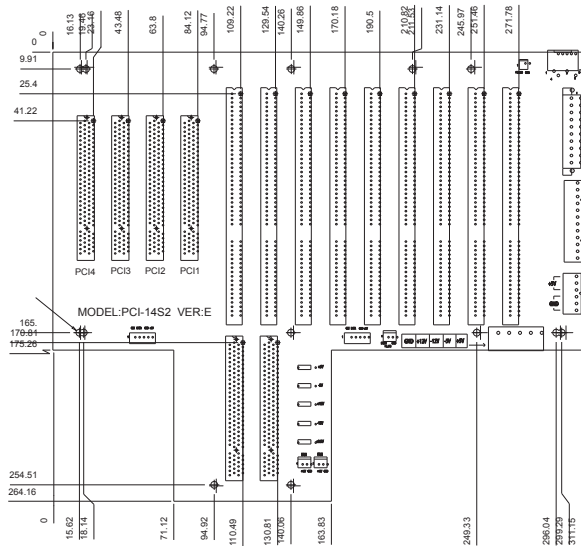

PCI-14S-RS-R40



Ordering Information

PCI-14S-RS-R40 14-slot backplane with 4 PCI slots and 9 ISA slots

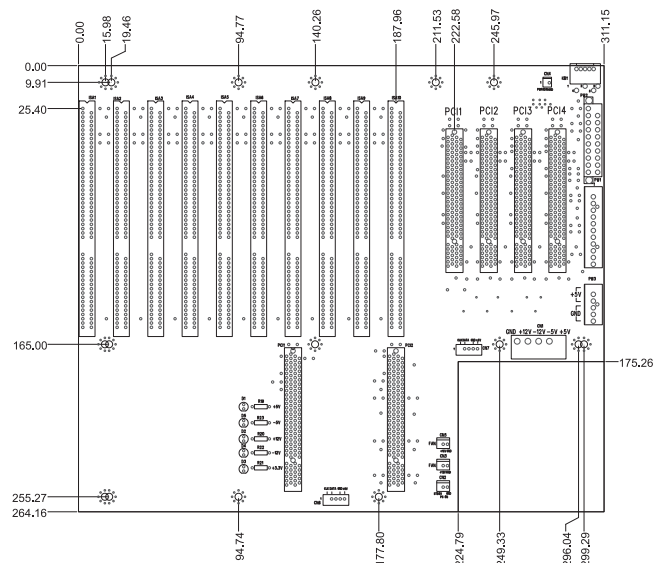

PCI-14S2-RS-R40



Ordering Information

PCI-14S2-RS-R40 14-slot backplane with 4 PCI slots and 8 ISA slots
 RACK-305G 4U 14-slot full-size rack-mount chassis
 RACK-360G 4U 14-slot full-size rack-mount chassis
 RACK-3000G 4U 14-slot full-size rack-mount chassis


PCI-14S3-RS-R40



Ordering Information

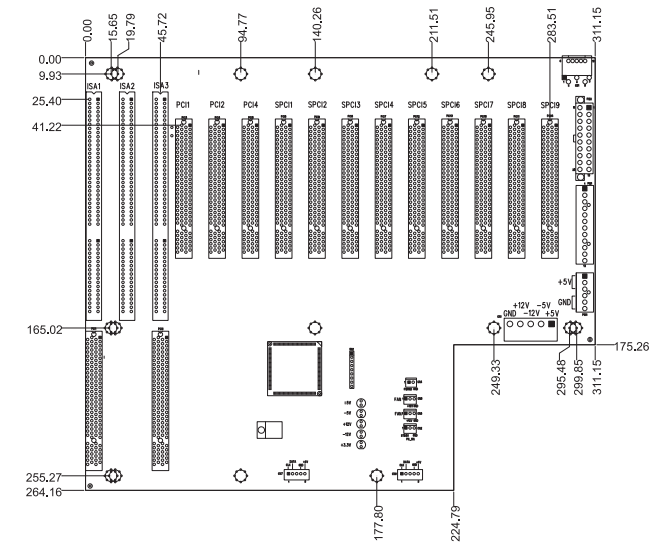
PCI-14S3-RS-R40 14-slot backplane with 4 PCI slots and 9 ISA slots
 RACK-305G 4U 14-slot full-size rack-mount chassis
 RACK-360G 4U 14-slot full-size rack-mount chassis
 RACK-3000G 4U 14-slot full-size rack-mount chassis

PX-14S3-RS-R50




Ordering Information

| | |
|----------------|---|
| PX-14S3-RS-R50 | 14-slot backplane with 12 PCI slots and 2 ISA slots |
| RACK-305G | 4U 14-slot full-size rack-mount chassis |
| RACK-360G | 4U 14-slot full-size rack-mount chassis |
| RACK-3000G | 4U 14-slot full-size rack-mount chassis |

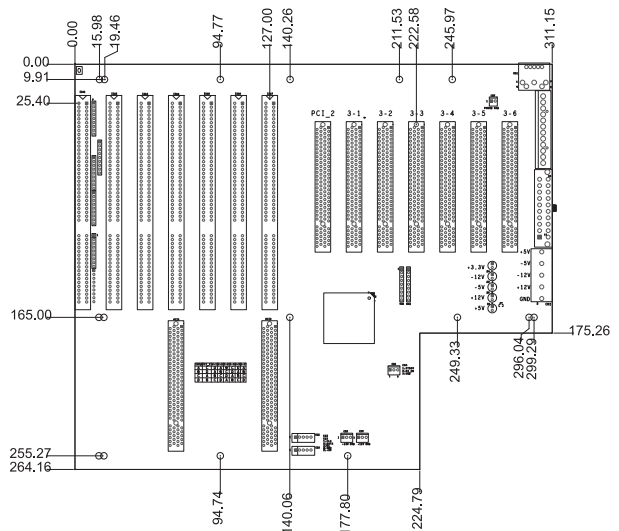


PX-14S5-RS-R50




Ordering Information

| | |
|----------------|--|
| PX-14S5-RS-R50 | 14-slot backplane with 7 PCI slots and 6 ISA slots |
| RACK-305G | 4U 14-slot full-size rack-mount chassis |
| RACK-360G | 4U 14-slot full-size rack-mount chassis |
| RACK-3000G | 4U 14-slot full-size rack-mount chassis |

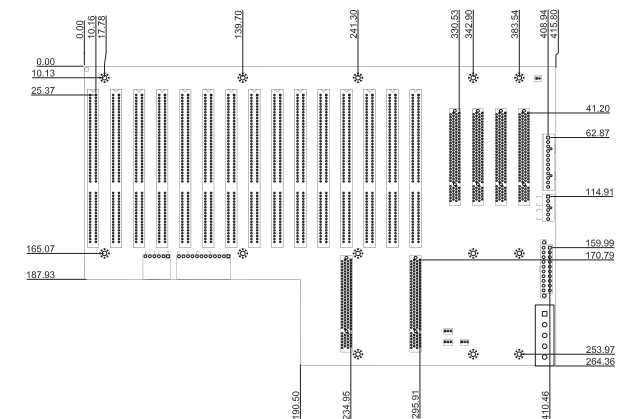


PCI-19S-RS-R40




Ordering Information

| | |
|----------------|---|
| PCI-19S-RS-R40 | 19-slot backplane with 4 PCI slots and 14 ISA slots |
|----------------|---|

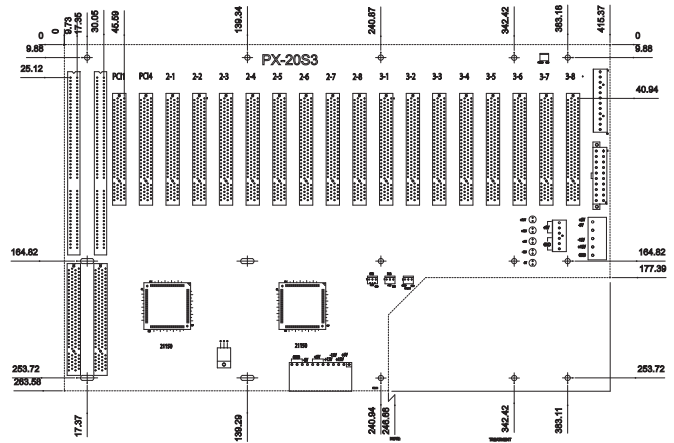


PX-20S3-RS-R40



Ordering Information

PCI-20S3-RS-R40 20-slot backplane with 18 PCI slots and 1 ISA slot

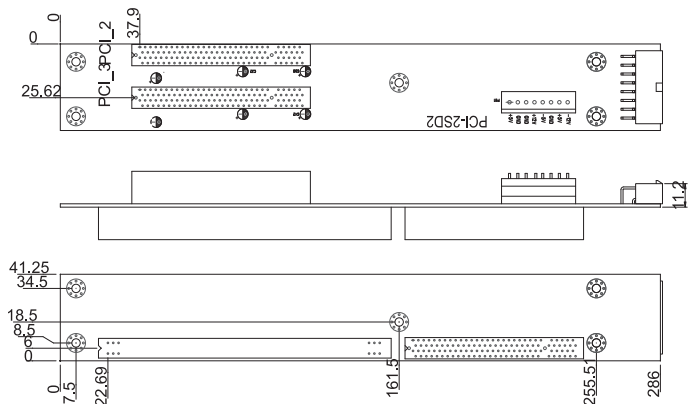


PCI-2SD2-RS-R41




Ordering Information

PCI-2SD2-RS-R41 1U chassis backplane with 2 PCI slots
 RACK-1150G 1U full-size rack-mount chassis



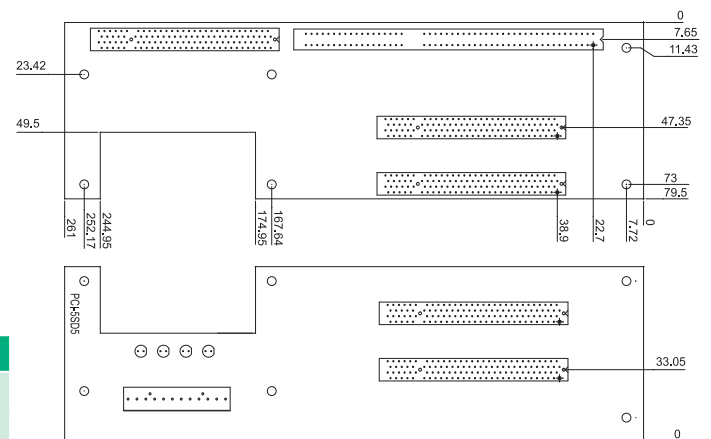
* The adapter cable 32100-040600-RS is required when connecting PCI-2SD2-RS to a standard ATX supply.

PCI-5SD5-RS-R40 2U Type




Ordering Information

PCI-5SD5-RS-R40 2U chassis backplane with 4 PCI slots
 RACK-220G 2U 6-slot full-size rack-mount chassis

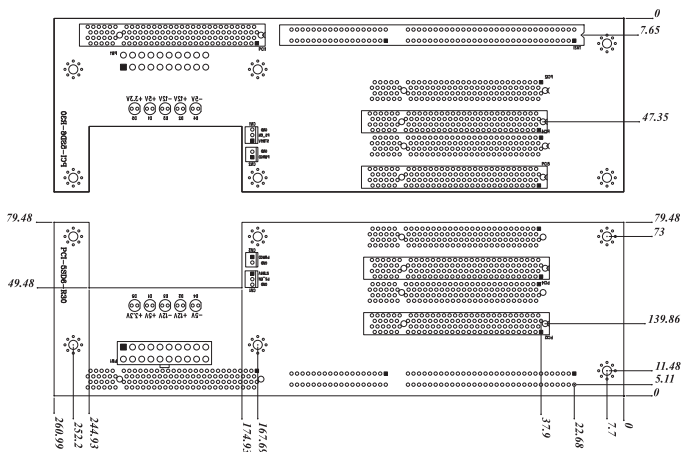


PCI-5SD6-RS-R40 2U Type




Ordering Information

| | |
|-----------------|--|
| PCI-5SD6-RS-R40 | 2U chassis backplane with 4 PCI slots |
| RACK-220G | 2U 6-slot full-size rack-mount chassis |

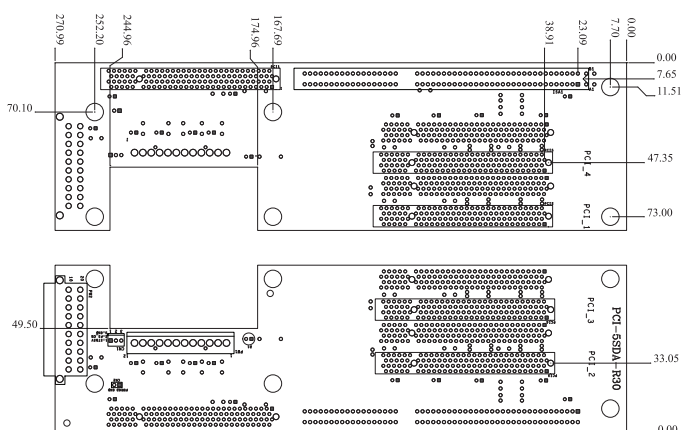


PCI-5SDA-RS-R40 2U Type




Ordering Information

| | |
|-----------------|--|
| PCI-5SDA-RS-R40 | 2U chassis backplane with 4 PCI slots |
| RACK-220G | 2U 6-slot full-size rack-mount chassis |



PCI-6SD-RS-R40/PCI-6SR-RS-R30 (AT mode)



2U Type

Ordering Information

| | |
|----------------|---|
| PCI-6SD-RS-R40 | 2U chassis backplane with 2 PCI slots and 2 ISA slots |
| PCI-6SR-RS-R30 | 2U chassis backplane with 2 PCI slots and 2 ISA slots (AT mode) |
| RACK-220G | 2U 6-slot full-size rack-mount chassis |

