

PICMG 1.3 Passive Backplane

Selection Guide

PAC series wall-mount Chassis

4U Rack-mount Chassis

2U Rack-mount Chassis


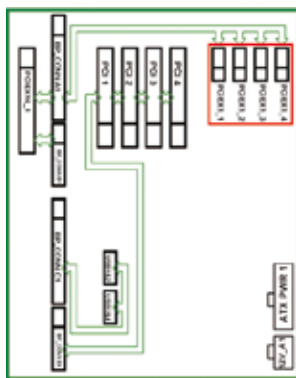
PICMG1.3 (PCIe+PCI)	Model	PE-4S	PE-4S2	PE-4S3	PE-5S	PE-5S2	PE-6S	PE-6S2	PE-6S3	PE-6SD	PE-6SD2	PE-6SD3
Total Slot		4	4	4	5	5	6	6	6	5	5	5
Expansion Slots	PCIe SLOTS	x16 *	1	1	1	1	1	1	1	1	1	1
		x4	1			1		1				1
	PCI SLOTS	1	2		2	3	2	3	1		2	2
USB Connectors by Pin Header		4	4	4	4	4	4	4	4	4	4	4
PSU TYPE		24+4 PIN ATX	24+4 PIN ATX	24+4 PIN ATX	24+4 PIN ATX	24+4 PIN ATX	24+4 PIN ATX	24+4 PIN ATX	24+4 PIN ATX	24+4 PIN ATX	24+4 PIN ATX	24+4 PIN ATX
Chassis		PAC-42GF-R20 PACO-504F	PAC-42GF-R20 PACO-504F	PAC-42GF-R20 PACO-504F	RACK-500G-R20	RACK-500G-R20	RACK-305G-R20 RACK-360G-R20 RACK-814G-R20 RACK-3000G-R20 PAC-1700G-R20 PAC-125G-R20	PAC-106G-R20 *1 PAC-107G-R20 *1 PAC-1000G-R20 PACO-506F	PAC-106G-R20 *1 PAC-107G-R20 *1 PAC-1000G-R20 PACO-506F	RACK-221G RACK-2100G	RACK-221G RACK-2100G	RACK-221G RACK-2100G
Note										2U Type	2U Type	2U Type

PICMG1.3 (PCIe+PCI)	Model	PE-7S	PE-7S2	PE-8S	PE-9S	PE-10S	PE-10S2	PE-13SD	PE-16SD	PXE-13S	PXE-19S
Total Slot		7	7	8	9	10	10	13	16	13	19
Expansion Slots	PCIe SLOTS	x16 *	1	1	1	1	1	1/1	1/1/1/1	1	1
		x4						1/0	1/1/1/1		
	PCI SLOTS	2	4	3	4	4	4	0/4	0	3	1
USB Connectors by Pin Header		4	4	4	4	4	4	8	4/4/4/4	4	4
PSU TYPE		24+4 PIN ATX	24+4 PIN ATX	24+4 PIN ATX	24+4 PIN ATX	24+4 PIN ATX	24+4 PIN ATX	Dual 24+4 PIN ATX	Three 20+4 Pin ATX One 24+4-pin ATX	24+4 PIN ATX	24+4 PIN ATX
Chassis		PAC-1700G-R20	PAC-1700G-R20	PAC-125G-R20	N/A	RACK-305G-R20 RACK-360G-R20 RACK-814G-R20 RACK-3000G-R20	RACK-3000G-R20 RACK-305G-R20 RACK-360G-R20 RACK-814G-R20	RACK-3000G-R20 RACK-305G-R20 RACK-360G-R20 RACK-814G-R20	RACK-4000-R20	RACK-3000G-R20 RACK-305G-R20 RACK-360G-R20 RACK-814G-R20	RACK-3200G-R20 RACK-3035G-R20
Note								Dual System Backplane	Quad System Backplane	PCIe to PCI Bridge backplane	


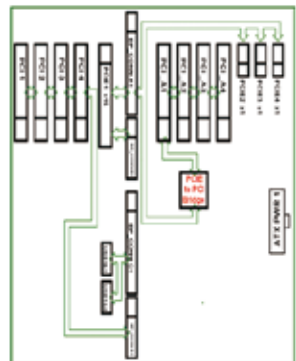
*1: when using a PCIe x16 add-on card, the length of the card must not exceed 167mm or 6.57inches.

IEI Graphic Grade Backplane Solution

Graphic centric backplane targets at applications which concerning system speed and performance. It has higher performance over cost ratio than previous PICMG1.0 solution.



- 20 PCIe Lanes Total
- One PCIe x16 Slot
- Up to four PCIe x1 or One PCIe x4 Slot
- Up to four Local PCI Slots (w/o Bridge)

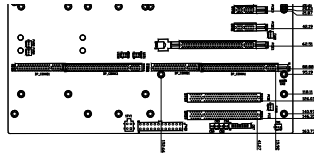


- 20 PCIe Lanes Total
- One PCIe x16 Slot
- Up to Four PCIe x1 Slots
- PCI Slots Expandable via PCIe to PCI Bridge

PE-6S-R40



Mounting holes compatible with PCI-7S




Ordering Information

PE-6S-R40	6-slot backplane with 1 PCIe x16 slot, 2 PCIe x1 slots and 2 PCI slots
RACK-305G-R20	4U rack-mount industrial chassis
RACK-360G-R20	4U rack-mount industrial chassis
RACK-814G-R20	4U rack-mount industrial chassis
RACK-3000G-R20	4U rack-mount industrial chassis
PAC-1700G-R20	7-slot full-size industrial chassis
PAC-125G-R20	10-slot full-size industrial chassis

PE-6SD-R40

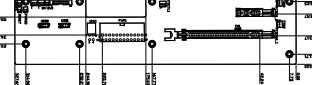
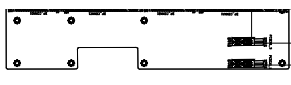
Mounting holes compatible with PCI-6SD

2U Type



Right side

Left side



Ordering Information

PE-6SD-R40	5-slot backplane with 1 PCIe x16 slot and 3 PCIe x1 slots
RACK-221G	6-slot full-size industrial chassis
RACK-2100G	6-slot full-size industrial chassis

PE-6SD2-R40

Mounting holes compatible with PCI-6SD

2U Type



Right side

Left side



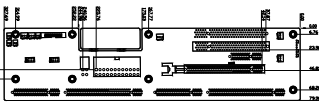
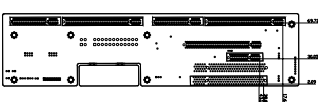
Ordering Information

PE-6SD2-R40	5-slot backplane with 1 PCIe x16 slot, 2 PCIe x1 slots and 1 PCI slot
RACK-221G	6-slot full-size industrial chassis
RACK-2100G	6-slot full-size industrial chassis

PE-6SD3-R40

Mounting holes compatible with PCI-6SD

2U Type

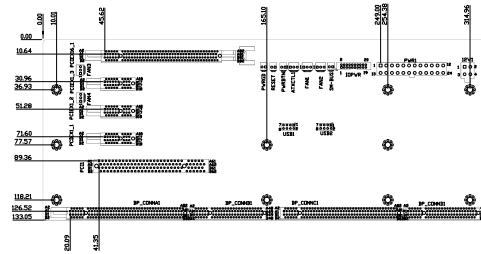


Ordering Information

PE-6SD3-R40	5-slot backplane with 1 PCIe x16 slot, 1 PCIe x4 slots and 2 PCI slots
RACK-221G	6-slot full-size industrial chassis
RACK-2100G	6-slot full-size industrial chassis

PE-6S3-R40

Mounting holes compatible with PCI-6S



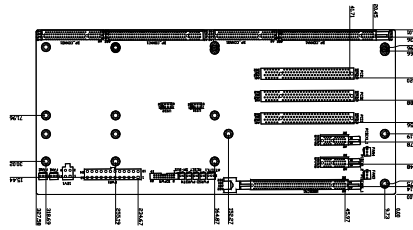
Ordering Information

PE-6S3-R40	6-slot backplane with 1 PCIe x16 slot, 3 PCIe x1 slots and 1 PCI slot
PAC-106G-R20	*1 6-slot full-size industrial chassis
PAC-107G-R20	*1 6-slot full-size industrial chassis
PAC-1000G	6-slot full-size industrial chassis
PACO-506F	6-slot full-size industrial chassis

*1: when using a PCIe x16 add-on card, the length of the card must not exceed 167mm or 6.57inches.

PE-7S-R40

Mounting holes compatible with PCI-7S

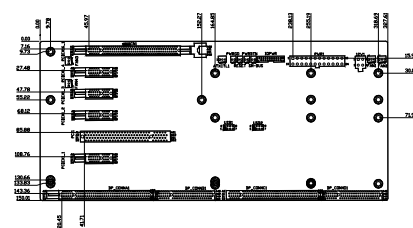


Ordering Information

PE-7S-R40	7-slot backplane with 1 PCIe x16 slot, 2 PCIe x1 slots and 3 PCI slots
PAC-1700G-R20	7-slot full-size industrial chassis

PE-7S2-R40

Mounting holes compatible with PCI-7S



Ordering Information

PE-7S2-R40	5-slot backplane with 1 PCIe x16 slot and 4 PCIe x1 slots and 1 PCI slot
PAC-1700G-R20	7-slot full-size industrial chassis