

ACP-1010/1320

1U Rackmount Chassis for Full-size SHB/SBC or ATX/MicroATX Motherboard with Dual SAS/SATA HDD Trays



Features

- Space-saving 1U rackmount chassis, ideal building block for business expansion
- Supports full-size SHB/SBC or ATX/MicroATX motherboards
- LED indicators for LAN connectivity, alarm notification of power supply, HDD activity, system fan, and in-chassis temperature
- ACP-1010: supports a slim ODD and two disk drives
- ACP-1320: supports dual mobile SAS / SATA HDD trays
- Supports up to 2 expansion slots in BP version, and 1 expansion slot via riser card in MB version
- Supports both 250W/300W ATX/PFC power supply
- Efficient cooling design prevents the system from over-heating



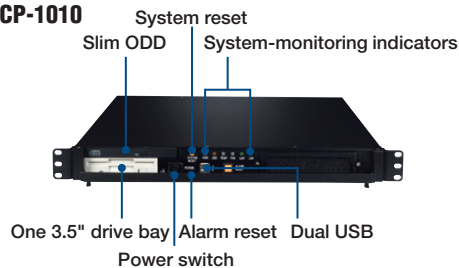
Specifications

Drive Bay	Slim Optical Disk Drive	Front-accessible	Internal
	3.5"	1	-
Cooling	Fan	1/2 SAS/SATA (mobile trays compatible with 2.5" HDD/SSD) 1 (2.5")	
		BP: 4 (4 cm/24 CFM x 3 + 15 CFM x 1) MB: 2 (4 cm/24 CFM each)	
Front I/O Interface	USB	2	
Miscellaneous	Notification LEDs	System: Power, HDD, Temperature, Fan, LAN1 and LAN2	
	Control	Power switch, system reset & alarm reset button	
	Rear panel	One 9-pin D-Sub opening	
Environment	Temperature	Operating 0 ~ 40° C (32 ~ 104° F)	Non-Operating -20 ~ 60° C (-4 ~ 140° F)
	Humidity	10 ~ 85% @ 40° C, non-condensing	
	Vibration (5 ~ 500 Hz)	0.5 Grms	
	Shock	10 G (with 11 ms duration, half sine wave)	
		30 G	
Physical Characteristics	Dimensions (W x H x D)	480 x 44 x 497 mm (19" x 1.7" x 19.6") / 480 x 44 x 617 mm (19" x 1.7" x 24.3")	
	Weight	8 kg (17.6 lb) / 8.8 kg (19.4 lb)	

* This chassis supports up to Intel® Pentium® 4 84W, Core™2 Duo, Core™2 Quad 95W and Core i7-2600 95W processors. We suggest that the ACP-1010 should be operated under 35° C if it uses a Core™2 Quad or Core i7-2600 processor. This is due to the thermal and the power consumption of the SAS HDD being much higher than the SATA HDD while the system is operating.

Front View

ACP-1010



Inside View


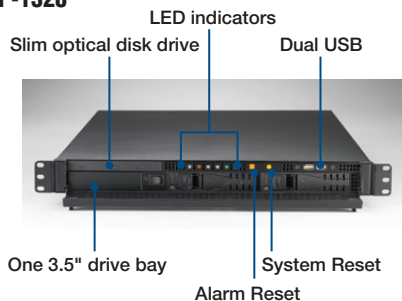


Rear View



ACP-1010BP/1320BP

ACP-1320



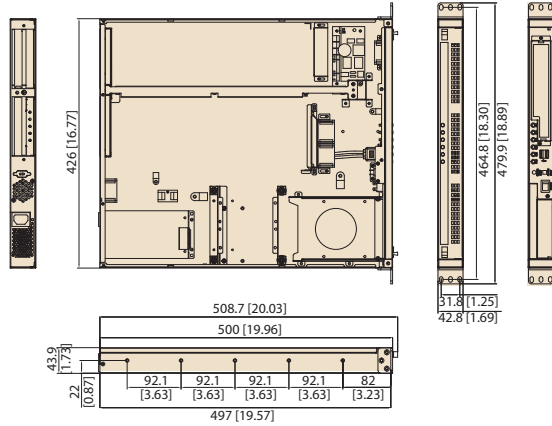
ACP-1010MB



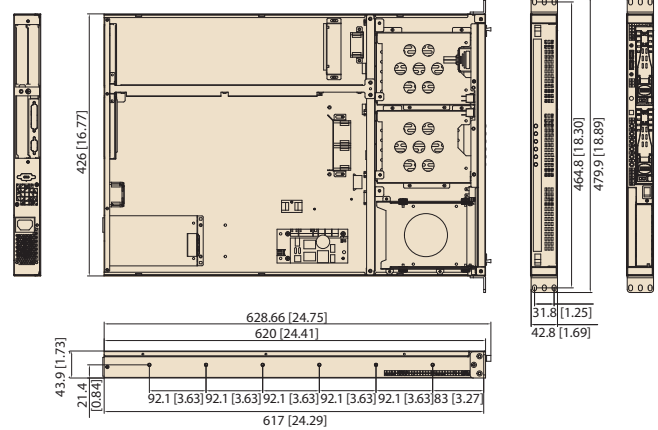
ACP-1010MB/1320MB

Dimensions

ACP-1010BP

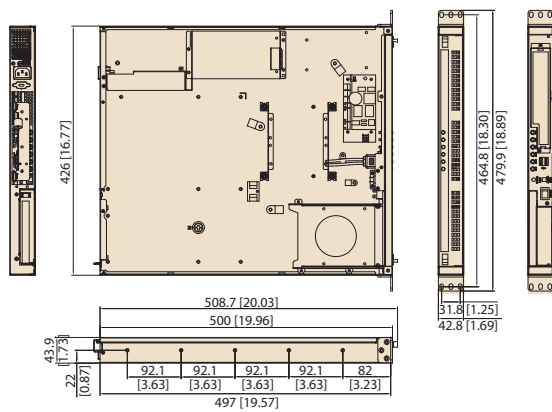


ACP-1320BP

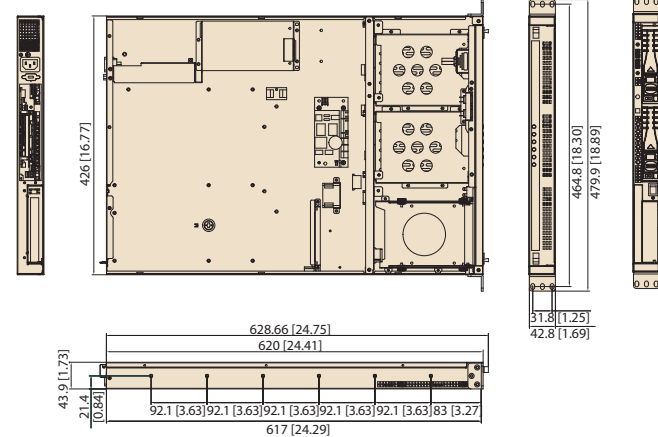


Unit: mm [inch]

ACP-1010MB



ACP-1320MB



Ordering Information

Part Number	Power Supply
Backplane Version	
ACP-1010BP-00XE	-
ACP-1320BP-00XE	-
Motherboard Version	
ACP-1010MB0-00XE	-
ACP-1320MB0-00XE	-

*ACP-1010MB/1320 MB does not support AIMB-763, 542, 562 and 564 because the height of the audio connector is over 1U.

Optional Accessories

Part Name	Description
96CB-SATAPOWER-6P1	SATA power wire 6-pin to big 4-pin (for slim ODD)
1960048353T000	I/O shield for AIMB-780/767/580/566
1960055954T000	I/O shield for AIMB-781/581
19Z0000406T000	I/O shield for ASMB-781/782/820
ACP-1320MB-FANOE	ACP-1320 fan Kit for supporting ASMB

* Ordering 1 piece of each ACP-1320MB-FANOE and ASMB rear I/O shield is mandatory for configuring ASMB with ACP-1320MB chassis.

Power Supply Options

(For detailed power supply specs, please refer to Chapter 13)

Part Name	Watts	Specifications Input
BP: 1757001797 (ATX, PFC)	250W	AC 100 ~ 240 v (full-range)
MP: 1757001457 (ATX, PFC)		
BP: 1757000160G (ATX, PFC)	300W	AC 100 ~ 240 v (full-range)
MP: 1757000263 (ATX, PFC)		

Backplane Options

Part Name	Slot	CPU Card
PICMG 1.3		
PCE-5B03V-01A1E	One CPU, one PCIe x16, one PCI (32-bit/33 MHz)	PCE-5000 Series
PCE-5B03V-00A1E	One CPU, one PCIe x16, one PCIe x4	
PICMG 1.0		
989K610302E (PCA-6103P2V-0A2E)	One CPU, 2 PCI (32-bit/33 MHz)	PICMG 1.0 Full-Size SBC

Spare Parts

Part Name	Description
2130007889S000	Filter 170 x 32 x 5 mm for ACP-1010
9662132020E	Black mobile HDD tray